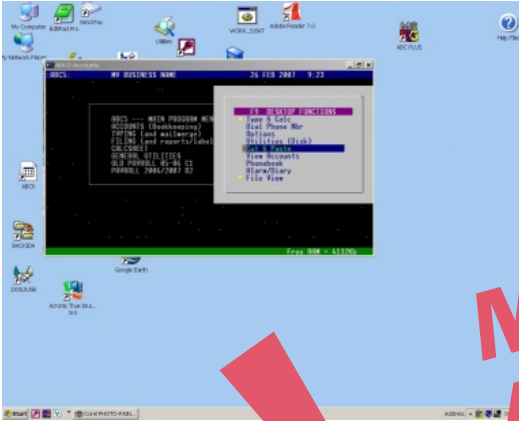


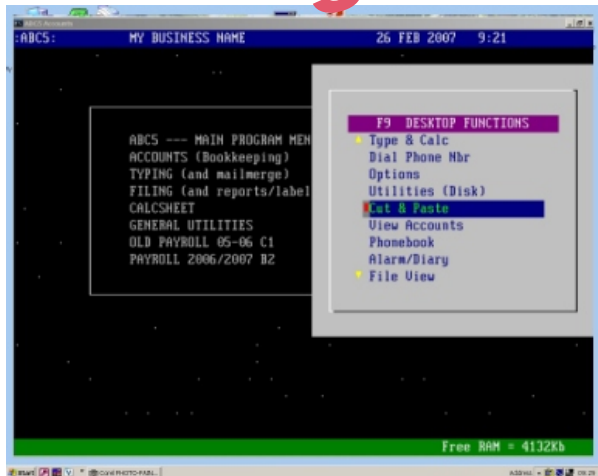
We recommend you run ABC5 within a window rather than using the "Full Screen" option. This allows other programs to run in the background, and also avoids the problem of ABC5 being cut to half size by dodgy Windows XP screen drivers.

But some users have complained the ABC5 window is too small for text to be read easily. This can be changed! See the pictures below.



**Make
ABC5 fill
your
screen**

**or set the
ABC5
window to
whatever
size you
require.**



ABC5 on the big screen

Follow the normal procedure to install an ABC update -- just run the installation program from Windows -- either from the CD or from the file you've downloaded from our website. You may need a password to install this -- contact us for this special "Big Screen" password if you can't find it.

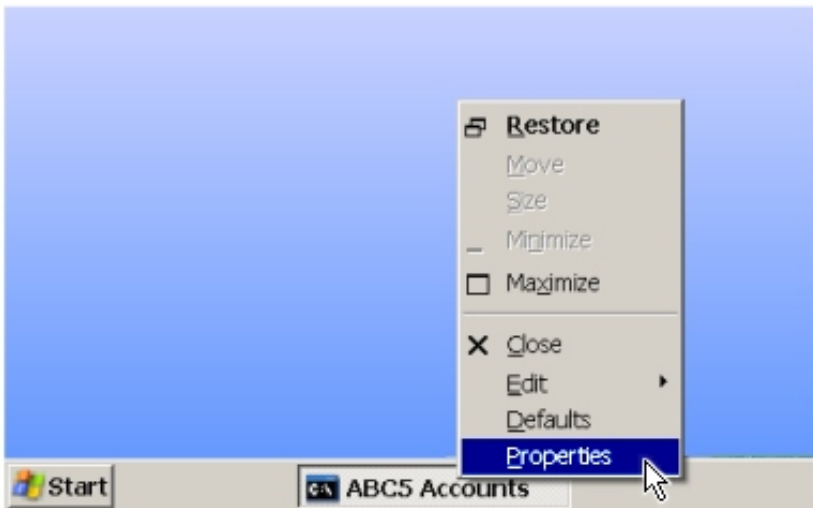
If you have a network, you do need to carry out this installation on each workstation that runs ABC5.

After installing the update, follow these step-by-step instructions:

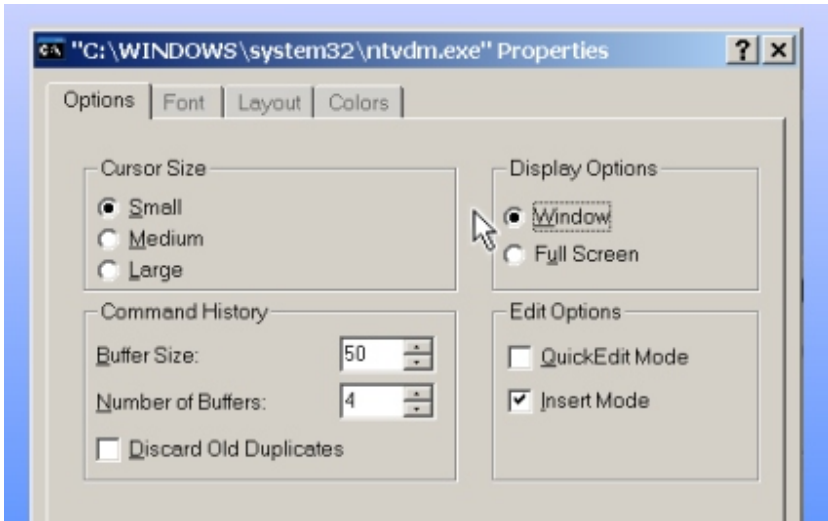
1. Start up ABC5.
2. Press the WINDOWS Key +D
(ie. hold down the WINDOWS LOGO Key and press D)

This should minimise ABC5 to the taskbar at the bottom of your screen.

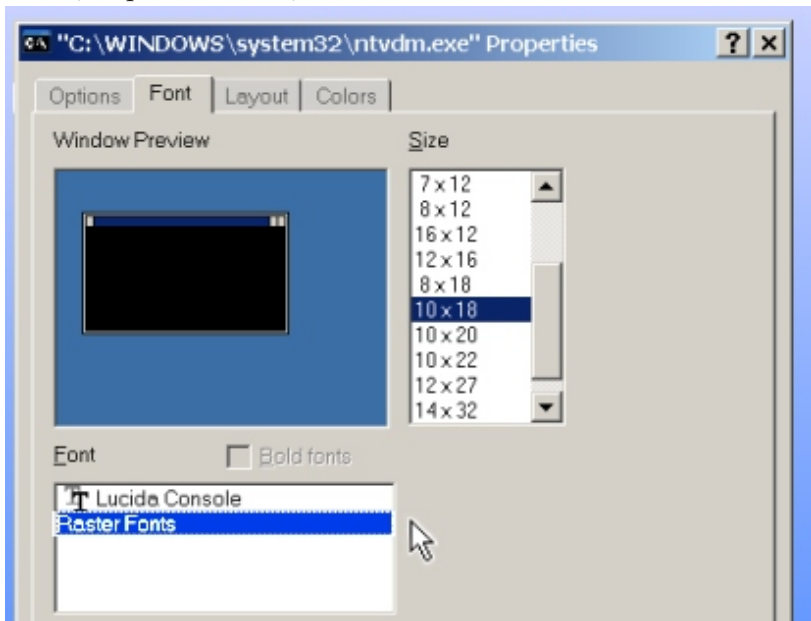
3. Right Click on the minimised ABC5, and select Properties from the popup Menu. As picture below.



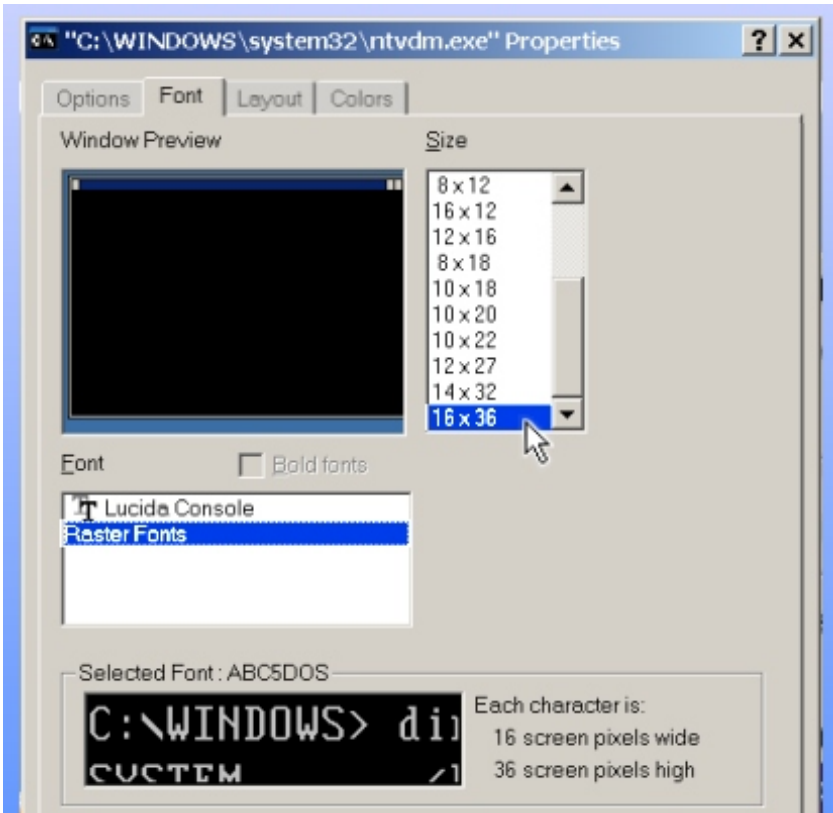
4. On the Options Tab, look at the Display Options, and make sure the box "Window" is enabled (see picture below).



5. On the Font Tab, select RASTER FONTS (see picture below)

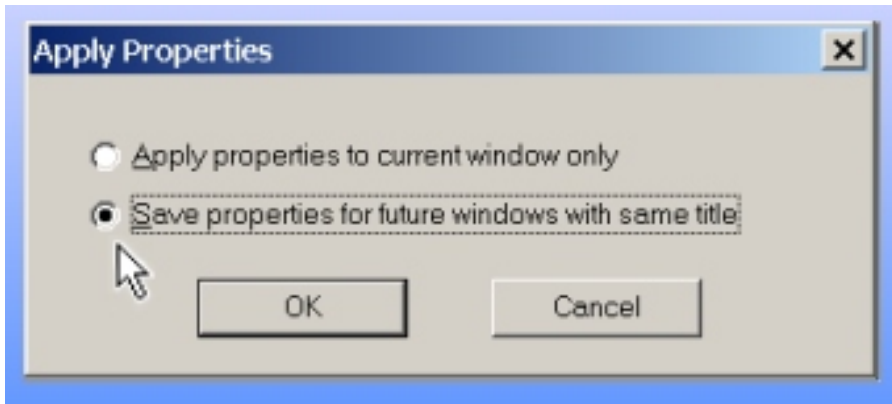


6. By selecting a different Size, you change the size of the ABC5 window. The Window Review section of this Tab shows what this will look like on your computer screen. Try clicking on different Sizes to set the window shape and size you prefer. (The actual font size will depend on the type of screen you have, and various Windows settings, so trial and error is the easiest method to find what works for you).



In case you were wondering what the ABC "Big Screen" Installation did to your computer, the answer is that it just installed some additional raster fonts into Windows. These enable you to set the ABC5 window to suit most common desktop and laptop screen resolutions.

7. Finally, when you click on OK, the computer will ask whether you want to apply this setting only for the current window, or remember it for each time you run ABC5 in future. Click on the "Save properties for future windows" (see picture below).



If you have several workstations running ABC5, you must repeat all this for each one in order to set the ABC5 window size on each workstation.

At any time in the future you can simply repeat the above steps if you want to set the ABC5 window to a different size.

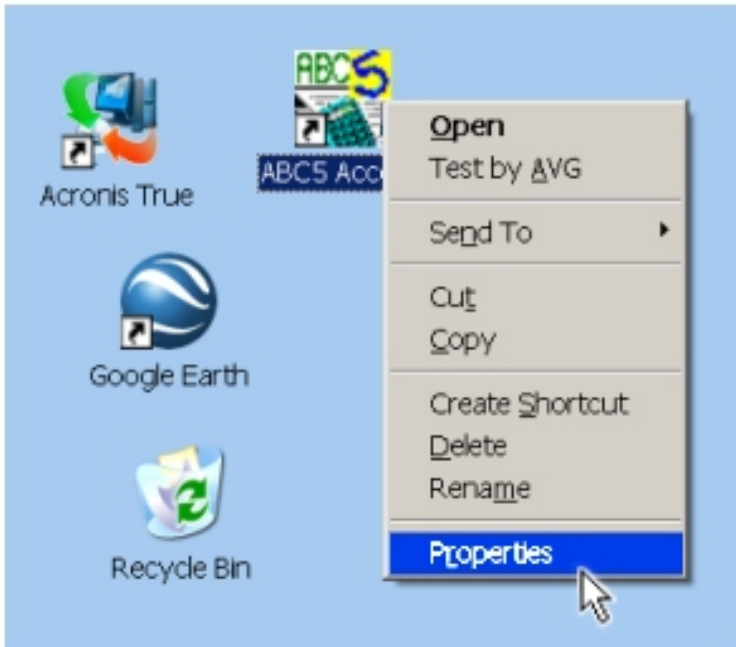
This exact same procedure can also be used to set the window size for any other old DOS programs you might still be using on your computer.

And another thing...

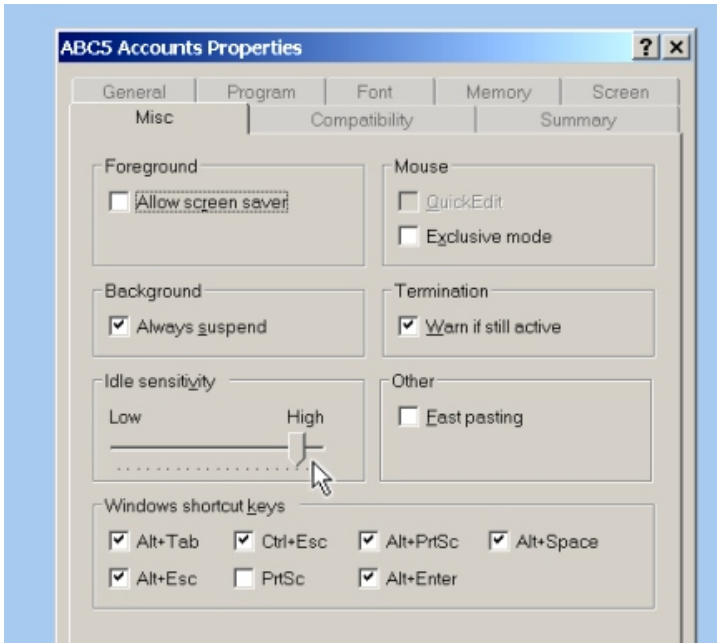
While you are fine tuning ABC5 settings, why not adjust the background processing -- this tells Windows not to spend so much time checking ABC5 when it is in the background. So if you have several programs (as well as ABC5) open on your screen, this setting may make them run faster.

Make sure ABC5 is closed (not just minimised) And then follow these step-by-step instruction:

1. Right Click on the ABC5 icon, and select Properties. As shown in the picture below.



2. Move the "Idle Sensitivity" slider towards the High end.



As usual, a bit of trial and error may be needed. If you leave it as High as it will go, you might find ABC5 misses characters when you try typing fast, in which case move it back a little (eg. as shown in the above picture).


If you have several workstations on a network, you need to adjust this setting separately on each computer.

At any time in the future if you want to change this setting, simply follow the above instructions again.

The ABC website now allows you to pay for items using most credit/debit cards or PayPal. You can even use this facility to send money to ABC in payment of invoices.



The single user ABC6 (Windows) is now shipping. We expect the multiuser (network) version and ABC6 Payroll to be ready soon. Visit our website www.abc6.co.uk for latest news. We will mail a newsletter to all ABC users sometime soon, with full details.



ABC Direct Sales, PO Box 203, Sale, Cheshire, M33 4XG.
email: support@abc5.co.uk www.abc5.co.uk